





Performance based on assembled door units utilizing Masonite door panels,  
Specialty™ door lites, NFRC default wood frame and sills.

<b>ENERGY PERFORMANCE RATING</b>				
	<b>U-Factor/Solar Heat Gain Coefficient (SHGC)</b>			
				
<b>Fiberglass Door Description</b>	<b>1/4 Lite</b> ≤410in <sup>2</sup>	<b>1/2 Lite</b> ≤900in <sup>2</sup>	<b>3/4 Lite</b> ≤1100in <sup>2</sup>	<b>Full Lite</b> >1100in <sup>2</sup>
Clear 1/2" Insulated Glass (IG)	0.22 / 0.10	0.28 / 0.19	0.32 / 0.26	0.37 / 0.34
Clear 1/2" IG with Grids	0.22 / 0.09	0.28 / 0.17	0.32 / 0.23	0.37 / 0.30
Clear 1" IG	0.22 / 0.10	0.26 / 0.19	0.30 / 0.26	0.35 / 0.34
Clear 1" IG with Grids	0.22 / 0.09	0.26 / 0.17	0.30 / 0.23	0.35 / 0.30
Low-E 1/2" IG	0.21 / 0.08	0.26 / 0.16	0.29 / 0.22	0.33 / 0.29
Low-E 1/2" IG with Grids	0.21 / 0.08	0.26 / 0.14	0.29 / 0.19	0.33 / 0.25
Low-E 1" IG	0.20 / 0.08	0.24 / 0.16	0.26 / 0.21	0.30 / 0.29
Low-E 1" IG with Grids	0.20 / 0.08	0.24 / 0.14	0.26 / 0.19	0.30 / 0.25
Low-E/Argon 1" IG*	0.19 / 0.09	0.23 / 0.18	0.25 / 0.24	0.28 / 0.32
Low-E/Argon 1" IG with Grids*	0.19 / 0.08	0.23 / 0.16	0.25 / 0.21	0.28 / 0.28
Decorative 1" IG	0.20 / 0.08	0.23 / 0.15	0.26 / 0.20	0.29 / 0.27
Internal Blinds Clear IG	N/A	0.28 / 0.15	N/A	0.36 / 0.29
Internal Blinds Low-E IG*	N/A	0.25 / 0.14	N/A	0.32 / 0.27
Vent Lite Clear IG	N/A	0.27 / 0.16	N/A	N/A
Vent Lite Low-E/Argon IG*	N/A	0.22 / 0.13	N/A	0.27 / 0.26
Flush or Embossed	0.15 / 0.00			

\* Low-E coating surface #3

Test Report # STN10003-JJ

Energy performance values have been established in accordance with International Energy Conservation Code(IECC); U-factors determined in accordance to NFRC 100 & SHGC values determined in accordance to NFRC 200.

Based on 2'0" door unit width or greater (no sidelites).